



Will You Take the Road Less Traveled?

The Games of Life.....we played so many of them yesterday – did you receive their messages?

Our Zulu toss showed us how easily messages can bombard us and if we get in sync with our team how we can easily play that game! In the Front End Alignment, how we treat each other always determines the score.

It was a blast to watch you bring project planning to life, creating rockets that you were all so proud of. It was wonderful to watch your teams in action, any Scoutmaster would be proud.

How did you do at the Wood Badge Game

Show? Did you work with your team to figure out the Scouting questions? Did you all win the game of life? What lessons did you take away from that game?

Although we play these games in the safety net of Wood Badge where we are able to talk about how we feel and how others feel, I can't help but reflect on the times in my life when I have been involved in the "home version" of this game. Perhaps you can remember a time in your life as well. It is during these times when you have to hold true to your values – even though others don't – that make you realize that you have learned this lesson well. Staying true will take you down a road

less traveled, (with compliments to Robert Frost):

I shall be telling this with a sigh

Somewhere ages and ages hence:

Two roads diverged in a wood, and I—

I took the one less traveled by,

And that has made all the difference



A Visit From BP

After what can only be termed an awesome campfire demonstration by the C-13-10 Wood Badge Staff, participants were treated by a visit by none other than Lord Baden-Powell. He spoke of his childhood and how he came to join the British army. In an unassuming way he talked of the great ac-

Today's Schedule:

- 7:00 Breakfast & assessments
- 8:00 Gilwell Field assembly
- 8:30 **Interfaith Worship Service (Troop) (instructional)**
- 8:50 Interfaith Worship Service
- 9:20 Break
- 9:30 Troop meeting
- 11:10 Break
- 11:20 **The Leading EDGE/The Teaching EDGE (Troop)**
- 12:10 Lunch
- 1:00 Patrol Leaders' Council meeting
- 1:30 **Conservation Project Planning (Troop)**
- 2:20 Break
- 2:30 **October Sky (Troop)**
- 4:50 Break
- 5:00 Closing Gilwell Field assembly
- 5:30 Patrol meeting and Departure

complishments that he had done in his life and left us with a request to carry out his legacy to the best of our abilities.



Boom Years for the BSA - 1945 to 1965

During these boom years, 76,000,000 children were born in the United States aptly referred to as the "Baby Boom." Many of us participating in this course are among this group. Thus, membership growth was phenomenal during this period of time especially since, in 1949, admission to Scouting through Cub Scouts was lowered to eight years of age and eleven for Boy Scouts. In 1955, the BSA national headquarters moved from New York City to North Brunswick, New Jersey, and by that time, the overall active membership exceeded 4,000,000.

Some have referred to this period as Scouting's "Golden Age," since besides the high birthrate, other factors accounted for its growth. Among them was the economy which entered a period of unparalleled expansion boasting low unemployment and rising living standards. Americans were not constrained by the modest costs of Scouting. More importantly, Americans had more leisure time than ever before.

It was during this period that the eight hour day and five day workweek became standard, and adult Americans

had free evenings and weekends to become involved in Scouting. Adult membership went from a pre-World War II figure of about 34,000 to 1,300,000 by 1960.



Between 1950 and 1964, five National Jamborees occurred, three at Valley Forge, Pennsylvania, one at Irvine Ranch, California and one at Colorado Springs, Colorado in 1960.


Significantly, in 1949, Cub Scout membership hit the million mark. This number more than doubled by 1955. To retain boys in Cub Scouts, the Webelos program was started for boys 10½ years old who had achieved the Lion rank. This facilitated their transition to Boy Scouts. It was during the 1950's that Cub Scouts' premier event, the Pinewood Derby, began with a pack located in Manhattan Beach, California.

Again, in 1949, the Senior Scouting Program was phased out in

favor of Exploring. All Boy Scouts over the age of 14 were automatically registered as Explorers. They then had a choice to remain within their troop as part of an Explorer crew or join a separate Explorer post. The Boy Scouts themselves established two older boy programs also, Sea Scouting and Air Scouting, which names were changed to Sea Exploring and Air Exploring. As a result of a nationwide survey of boys age 14 to 16 by the University of Michigan, having been commissioned by the BSA, it was determined that four-fifths of the boys wanted to take part in programs and activities geared toward preparing them for careers. This led to the revamping of the entire Exploring Program in 1959. At this time, Explorer crews and troops were disbanded, and boys 14 and older who wanted to continue in Exploring joined separate posts. The other boys could remain in their Boy Scout troops, although they were classified as Senior Boy Scouts for some years thereafter.

To backtrack chronologically a bit, during this period of time, training activities at the Mortimer L. Schiff Scout Reservation in Mendham, New Jersey flourished. This 500-acre facility opened in 1933 as the

BSA's first National Training Center. Eventually, in 1948, the first Wood Badge Course tailored to the BSA's needs was conducted at Schiff in July and August. The Scoutmaster for this first course was "Green Bar Bill." Bill was born William Hillcourt in a suburb of Copenhagen, Denmark in 1900.



Hillcourt was pressed into service by Chief Scout Executive James E. West in 1926 to assist in providing a book for patrol leaders which was published as *The BSA's Handbook for Patrol Leaders*. Hillcourt revised it several times, wrote columns in *Boy's Life* called "Green Bar Bill's Patrol Corner" and authored two editions of *The Boy Scout Handbook*, as

well as two editions of *Handbook for Scout Masters*.

Graduates of Wood Badge courses then and through the 1950's, as today, receive two wooden beads recognizing their participation in Wood Badge.

Finally, the first former Scout to achieve the Office of President of the United States was John F. Kennedy who took his oath of office on January 20, 1961. President Kennedy had achieved the rank of Star Scout. As Bob Dylan pointed out in his 1964 song, "the times they [were] a changing." This aptly described the Boy Scouts of America during this period.



Neil Armstrong's boyhood Scout troop, on left. On right, Armstrong, the astronaut, was an Eagle Scout who went to the moon.

Boom Years for the BSA - 1945 - 1965

- 1947 - The 6th World Scout Jamboree, the "Jamboree of Peace," is held in Moisson, France.
- 1949 - BSA's Explorer Scouting grows out of the Senior Scouting program.
- 1950 - The 2nd National Scout Jamboree is held in Valley Forge, PA with 47,000 attendees.
- 1952 - Membership in the BSA tops 3 million. BSA holds its first national get-out-the-vote campaign.
- 1953 - The 3rd National Scout Jamboree is held in Irvine Ranch, CA attended by more than 45,000 Scouts.
- 1954 - A National Conservation Good Turn Day is held, with Scouts planting trees, building bird houses and educating the public on conservation.
- 1955 - The 8th World Jamboree is held at Niagara-on-the-Lake, Canada with Scouts attending from 71 countries.
- 1958 - National Safety Good Turns begin as Scouts distribute 40 million emergency handbooks and posters.
- 1959 - BSA's modern Exploring program begins. The 6th Edition handbook is published and remains until 1965.
- 1960 - The Golden Jubilee of BSA is commemorated by a U.S. postage stamp.
- 1963 - The 11th World Scout Jamboree is held in Marathon, Greece.
- 1964 - The 6th National Scout Jamboree is held at Valley Forge, PA with President Lyndon Johnson addressing the Scouts.
- 1965 - The Order of the Arrow celebrates its 50th Anniversary. The 40 millionth Scout registers since 1910. 500,000 Scouts have reached Eagle Scout.

Be Stewards of God's Gifts

Have you ever looked up at the sky on a clear night while camping and had your breath taken away by the vastness of the stars? Have you ever sat on the summit of a mountain where you could see for miles? Ever been on a hike and come across a herd of deer or a flock of turkeys running across the trail? Have you watched a sunset paint the sky brilliant colors?

The world around us is amazing and it is up to each of us to keep it that way. It is full of wonder and beauty, and it is a gift to us from God. As Scouters, we need to remain stewards of the world in which we live. It is up to each of us to make sure that future generations will have the same opportunities that we have enjoyed.

Three points of the Scout Law remind us of our obligation: kind, thrifty, and reverent. When we're kind, we treat nature with respect—we don't tease animals or intrude on them in their habitat, we don't litter, and we leave what we find. Thrifty means we protect and conserve natural resources; carefully use time and property. When we're reverent, we thank God for all that we've been given.

So the next time you find yourself struck by the incredible awesomeness of the world around you, remember to be a good Scouter and an even better steward of that gift.



Senior Patrol Leader
Don Young



We Thank Thee Lord
Norman Rockwell

Will you Lead?

The Chaplin's Corner



Chaplin Aides, There is a Patrol Chaplain Aids meeting at 1:00 PM today on the front porch. We will be discussing your roles in the Interfaith Service on Day Five (5).

Today your emphasis is on Leading.

John Wesley said, "Do all the good you can, by all the means you can, in all the ways you can, in all the places you can, at all the times you can, to all the people you can, for as long as you can."

What kind of leader can you be?

Let the words of our mouths and the meditations of our hearts be acceptable in your sight, O Lord our rock and redeemer. Search us O God, and know our hearts. Try us and know our thoughts and lead us in the way everlasting.

Reminder!

There will be a collection for the World Brotherhood of Scouting during the Interfaith Service on Sunday. Please remember to bring an offering with you to the service.

Scoutmaster Takes Communication Course

Due to a communication gaff this morning at Gilwell Field, Scoutmaster Paula agreed to sit in on this afternoon's communication course. Our Scoutmaster sat in with the Bobwhites and listening to Guide John Hogan's very effective Communication presentation. Hopefully, our Scoutmaster effectively listened.

First the problem. This morning, at Gilwell, our Scoutmaster told the staff how she wanted everyone to leave Gilwell Field. The staff was



to leave with each Patrol peeling off behind the staff as they passed. Since this was Day 2, and the Guides were leading the Patrols on and off Gilwell, it was important for the Guides to know how our Scoutmaster wanted them to proceed. But of

course, they were with the Patrols and had no idea that our Scoutmaster had new directions for them. There was a serious lack of Communication. However, each Patrol was able to understand the frantic waving and directions from the Staff,

they waited at the gateway to Gilwell. Fortunately the Antelopes did not stomp our Scoutmaster and the Buffalos did not leave a deposit for her. The Bears barely made it but fortunately, all critters arrived safe and sound for their

as Troop Meeting. Now back to the Bobwhites communication presentation. Our Scoutmaster used her emphatic listening skills getting the point of effective communication, while the Bobwhites were empathetic with her plight. She promised to effectively communicate to her Staff as well as employ her effective communication skills. Fortunately, the Bobwhites did not blindfold our Scoutmaster and make her walk the dreaded mousetrap walkway. Or did they...

Wood Badge custom orders needed before leaving today
If you would like a custom ordered fleece jacket, shirt or other item from the trading post, your order must be placed before you leave today in order to receive it when you return for Days 4-6. See Don Rodgers to place your order.



Wood Badge Store Notice!!!!!!
If the trading post doesn't have what you want, order it from www.woodbadgestore.net
Put C-13-10 in the comments section of your order and the course will get 10% credit.



Critter Corner



Antelopes Are Up To The Challenge

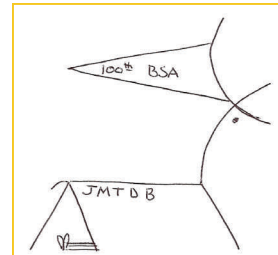
In life we all have to accept challenges that we may or may not want to accept, including this course. Wood Badge will help us lead and guide boys to accept and prevail over challenges. The challenges the boys meet and beat now will definitely mold their future.

Life, after all, is the accepting of new challenges or change. Then, use them to enrich or better our lives. The bigger these obstacles are the more empowering the win.



GREETINGS FROM THE BOBWHITES

The Bobwhite Patrol would like to say hello to all fellow patrols. It is only our second day and we feel we have known each other for a long time. Many fun games and experiences have taught us how to grow as a patrol. To sum up our day, just remember if you are feeling down and need to smile, just sing that familiar tune you heard: If you're happy and you know it say "Bobwhite" Talk to you tomorrow!



The last of the totems was received after the Gazette went to press on Day One.



Better Late Than Never

The Bobwhite Patrol really came together on Friday with the guidance of their Troop Guide, John Hogan. For the first day of Wood Badge Michael Herpst served as Patrol Leader, Edie Kovalck as Assistant Patrol Leader, Curtis Cousineau as Chaplain Aide, Herb Wilson as Scribe and Brent Harvey as Patrol Member. The patrol developed their Totem and a Patrol Flag and is working diligently on their Yell and Song. Everyone was energized by the day's activities and is looking forward to Day 2.

Critter Corner



The Owls give a Hoot!

Much like our “Owl Woggle” totem , the owl patrol is intertwining their skills and experiences into friends in life and friends in scouting.

The Owl Patrol has a combined 64 years in Scouting, both youth and adult. We have all come to realize our commonalities in Scouting experiences, as well as how our personal lives cross paths and concerns.

We are looking forward to each new experience during the Wood Badge course. However, the Owl Patrol consensus is that if we left today, we would leave better men and better leaders.

Hoot! Hoot!



Ruminations From The Den

A busy day for the Bear Patrol. Motivated by the inspirational words from our most esteemed founder Lord Baden-Powell, we greeted the day with enthusiasm and gusto. And then it snowed. Despite the gourmet biscuits and gravy for breakfast, we had a frustrating performance in the candy toss game, under the guidance of our dictator patrol leader. What a powerful lesson we learned as we compared the different approaches to the game. On a high note, we felt a sense of vindication as our shovel embellishment (bear scat) was restored to its original glory.

Don't poke the Bear



Critter Corner



Foxes Happy to Eat Breakfast

Greetings Wood Badge critter brothers and sisters! Like our “band of brothers” team development story example, the fox patrol, “The Fox Rox!”, continue to bond and grow as a patrol.

After graciously permitted by our esteemed SPL to start breakfast, despite “Teddy Bear” being late, we dug into our troop and patrol activities and games. Despite hearing “Up, up, up” many times during the Zulu Toss, no “scouts” went on a floating house adventure with any staff members and a bunch of balloons.

Shortly before lunch (1 minute!), patrol leader Eric finished our patrol song, “hey hey Mr. Fox” just in time to be the first patrol in Troop 1 to sing their song.

After our great lunch, our design and assembly team of Joe and Craig finished our uniquely shaped (to honor Ohio and our fox mascot) patrol flag with the assistance of Greg and Larry.

Sly Fox Sly Fox

What do you see?

I see Troop 1 looking at me

Sly Fox Sly Fox

What do you hear?

I hear the Fox Patrol

Give a cheer! Yeah!



Beaver Patrol continues the Journey

The beaver Patrol continues the journey through Wood Badge. We find that we are coming together as a tight knit group. We like interfacing with each other and are enjoying the Wood Badge experience. Now that we have concluded the Patrol Song, Flag and Cheer. We will be off to bigger things!!

We look forward to continued bonding, learning and fun!

Beaver Fever – Catch It!

Critter Corner



We “Herd” They Were Norming

The entire Herd showed up on time and began to work on the patrol tasks of the patrol flag and practicing the patrol yell and song. Our flag was presented at Gilwell Field and accepted. We transitioned into our new leadership positions and the herd ensured everyone was aware of their new responsibilities. The Zulu toss was a good team building experience to developing communication skills and teamwork. Some creative teamwork allowed the Herd some points during Front-end Alignment. Having a few team members hold the throwers tail, they were able to lean forward and place projectiles into the bowl for a total of 36, which we thought was good, but other patrols were more successful. The Herd enjoyed the experience and the lessons of the exercise. We continued to build on what we learned about each other during the “Who Me” game the day before, during which there was a lot of laughter. We realized all though we all come from various backgrounds and experiences, we seem to share the common values that embody the Scout Law and the Scout oath.

The Herd has picked a Project and has a good head start on the presentation. A challenge will be finding a time and location to meet and work on it, due to all of our busy lives. We did well in the Communication exercise and learned the importance of good communication.

As a group we are at the “Norming” stage and preparing to be high performing for the last day. We are having fun working on the projects together.



An Overview from the Eagles

We have been growing stronger as a group of eaglets on our 2nd day, as our Zulu Toss game showed good evidence. We were able to form a patrol and keep a cadence which finally allowed us to have 6 balls in the air at once.

The shared responsibility for Program Patrol came to the Buffalos and ourselves this morning. We quickly left our mark on the Totem with an Eagle comfortably situated in his nest of rope.



It all fits together


If you didn't do so well last night in the Game Show, or even if you did, here's another chance to test your WoodBadge and Scouting knowledge. And, even if it doesn't look so, there's not a cross word in the whole thing.

ACROSS

- 3 The patrol member who records information
- 5 Lights out
- 7 A statement of values
- 8 A method of scouting
- 13 An oath
- 15 An open-sided shelter
- 17 A unit help
- 18 A patrol symbol
- 19 The location of the first wood badge course
- 21 Ticket goals
- 23 A picture of future success
- 25 A varsity group
- 26 A game with a _____
- 27 A sweet drink
- 29 An entry pass or work
- 30 Knot for a scarf
- 32 Gilwell _____
- 33 Chaplin's _____
- 34 Who?
- 35 Leader of the pack
- 36 Points of the scout law
- 37 Our hero's war
- 38 A venturing group
- 39 Take a _____

DOWN

- 1 Bead source
- 2 The source
- 4 A good warm time
- 6 Ranch
- 9 A scout is _____
- 10 The founder of scouting
- 11 Only one hour a week
- 12 A hopeless dream
- 14 Toting or buffalo
- 16 A key element of communication
- 20 Oldest cubs
- 22 A Scottish plaid
- 24 A gift
- 25 A symbol of wood badge
- 26 A group of scouts
- 28 An 18 month goal
- 31 A publication
- 36 _____ of time



**Wood Badge Course C-13-10
Greater Cleveland Council
Boy Scouts of America**

2241 Woodland Ave.
Cleveland, OH 44115

Phone: 216.538.2947
E-mail: plp176@aol.com

Building on the past,
understanding the present
and looking to the future,
Wood Badge for the 21st
Century stands ready to
provide leadership for
Scouting and leadership
for America.

Exclusive: Gazette discovers sources for rocket materials

The Gilwell Gazette has uncovered a worldwide exclusive—where to obtain materials to launch your own pop bottle rockets. Detailed instructions for building and launching 16 to 20 oz. bottle rockets can be found in the publication *Rockets Away!* by Robert Horton (Ohio State University Extension, 1994).

Launchers and rockets are available from Pitsco Innovative Education, P.O. Box 1708, Pittsburg, Kansas 66762, phone 800-835-0686, web site <http://www.pitsco.com>. The launcher is called “Back Yard Blaster” and the rocket kit is called “Hydro Blaster.”



